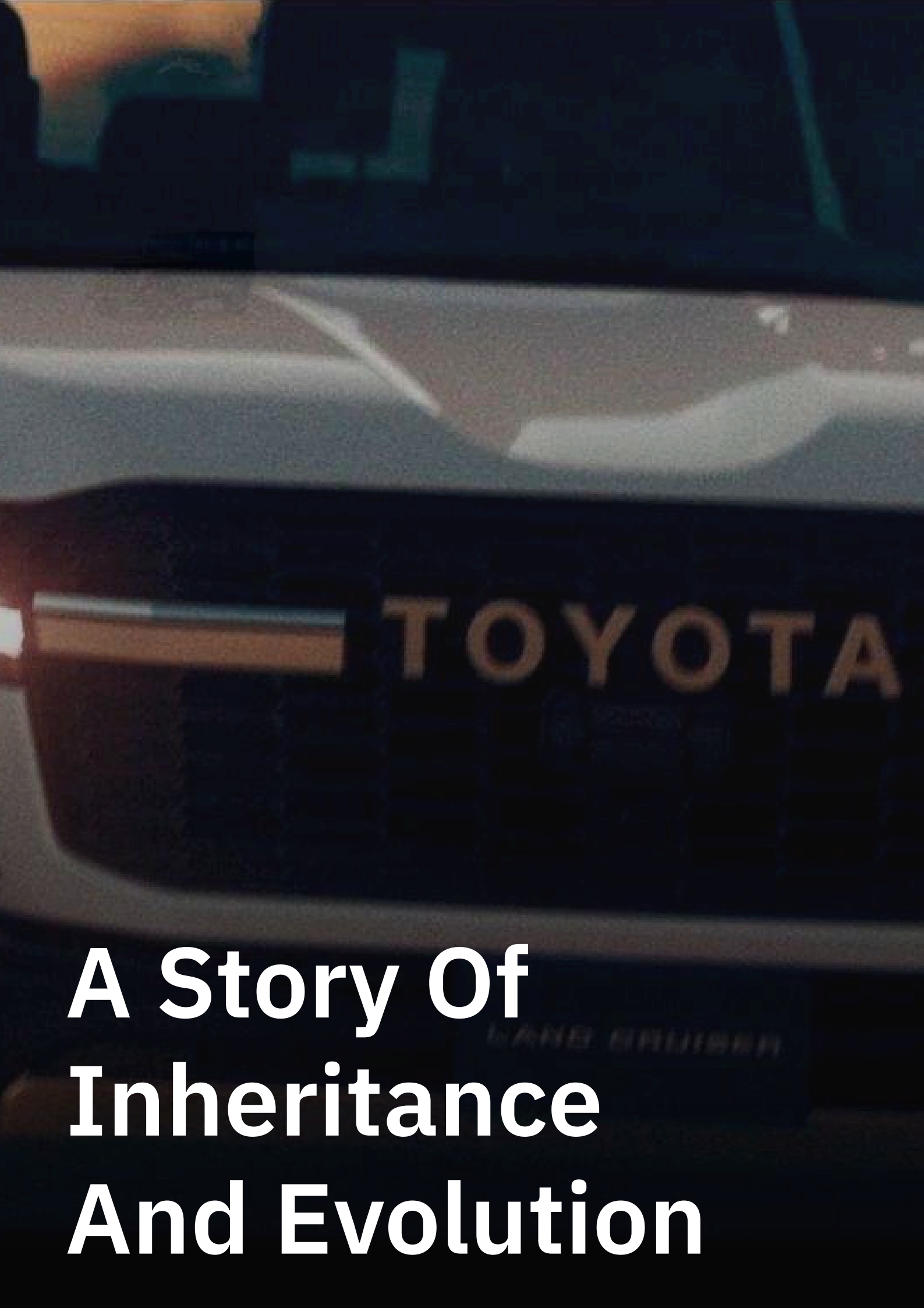




LAND CRUISER

LC300 1MHEV





A Story Of Inheritance And Evolution

Introduction / Land Cruiser History

BJ Series

1951



The BJ featured a powerful engine used in trucks 4 times its size

20-30 Series

1955



The 20 Series added driving comfort and style to the BJ's all terrain might.

40 Series

1960



The 40 Series built on years of technological advances.

55 Series

1967



The LC 55 had passenger comfort in mind with space for six.

60 Series

1980



The 60 Series marked the evolution from utility vehicle to passenger car.

80 Series

1989



The 80 Series was at the forefront of luxury and passenger car like styling.

100 Series

1998



A prestige 4WD vehicle with improved driving dynamics.

200 Series

2007



Land Cruiser 200 series: Crawl Control and Torsen LSD for stable driving.

300 Series

2021




Latest generation of the iconic rugged, luxurious, and technologically advanced off-road SUV.

Introduction / Present

LEADER, NOW HYBRID



Carrying forward the Land Cruiser's DNA - reliability, durability, and off-road prowess - lag-free motor assistance delivers instant throttle. Experience a new benchmark of electrifying acceleration as the off-roader evolves, driven by hybrid power.



Enjoy a nimble and effortless acceleration at any speed with the new 1M-HEV powertrain. Power-assist enhances low-speed steering, injecting an extra twist into the Land Cruiser's off-road performance.

LC300 1MHEV / Hybrid System

Enjoy Your Way Through All The Challenges.

Capable of wading through water up to 700mm deep just like conventional vehicles, by housing the battery pack in a waterproof tray.



LC300 1MHEV / Interior



The steering column ensures optimal control and durability while enhancing reliability and safety. Electric assist activates only when needed, minimizing power consumption and driver effort.



A new sense of HEV value has been provided. The "DC/DC converter and alternator" power generation system (12V DC) and high-power AC power source provide high power.



The Flexible deck board can be flipped up and rotated providing customers with greater options of use such as storage of tall items or fitting a golf bag horizontally in the luggage compartment.

LC300 1MHEV / Exterior



Front Design



Rear Design



Emblems



On-Road And Off



Drive As You Wish

LC300 1MHEV / Multi-Terrain Select With AUTO Mode

Multi -Terrain Select is a revolutionary system that enables you to drive over all kinds of road surfaces.

To address the road surface and provide optimal traction, the system selects from five different modes, when the transfer range is in H4, and from four different modes when in L4. In addition, by selecting AUTO mode, the vehicle estimates the current driving surface based on information from various sensors and optimizes driving force and suspension control. The driver does not need to change the driving mode to get the best off-road performance.



LC300 1MHEV / Multi-Terrain Monitor

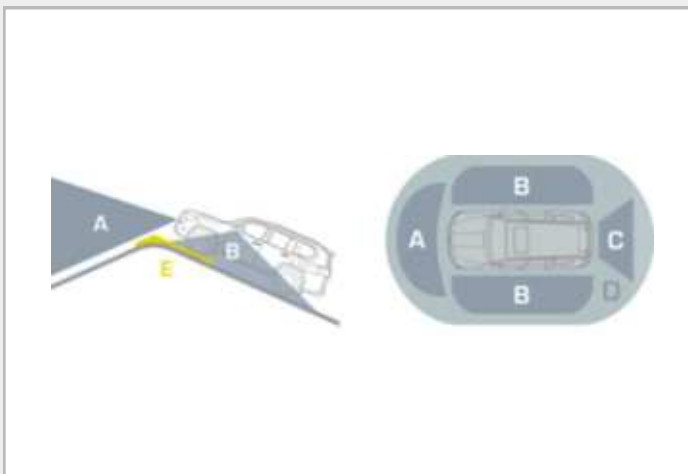
With four cameras installed on the front, sides and rear of the vehicle, the system provides off-road driving

support by capturing the road conditions around the vehicle, which are often in the driver's blind spots.



- A: Front view
- B: Side view (left & right)
- C: Back view
- D: Panoramic view
- E: Underfloor view

The center display shows the front, rear, left and right of the vehicle, as well as an image, featuring guidelines, of the view directly underneath the vehicle, as if the floor were transparent. In addition, a panoramic view will display an image of the vehicle from above.



LC300 1MHEV / Crawl Control

Crawl Control helps provide optimal throttle and brake control, maintaining a constant low speed to support safe, sure driving on sand, dirt, rock, snow, mud, steep grades, and other surfaces that require fine accelerator control. Five speeds are offered, with fully automatic throttle and brake control that helps you to concentrate on steering the vehicle.



LC300 1MHEV / Electronic Kinetic Dynamic Suspension System

The newly developed E-KDSS detects road surface conditions, vehicle speed, and steering operation, and automatically and independently locks or frees the front and rear stabilizers. The system performs detailed control according to the detected cornering and road surface conditions to achieve both off-road driving performance and ride comfort as well as on-road handling stability.

*only available on GR.S grade



No Trail Is Too Tough



No Path Is Off-Limits

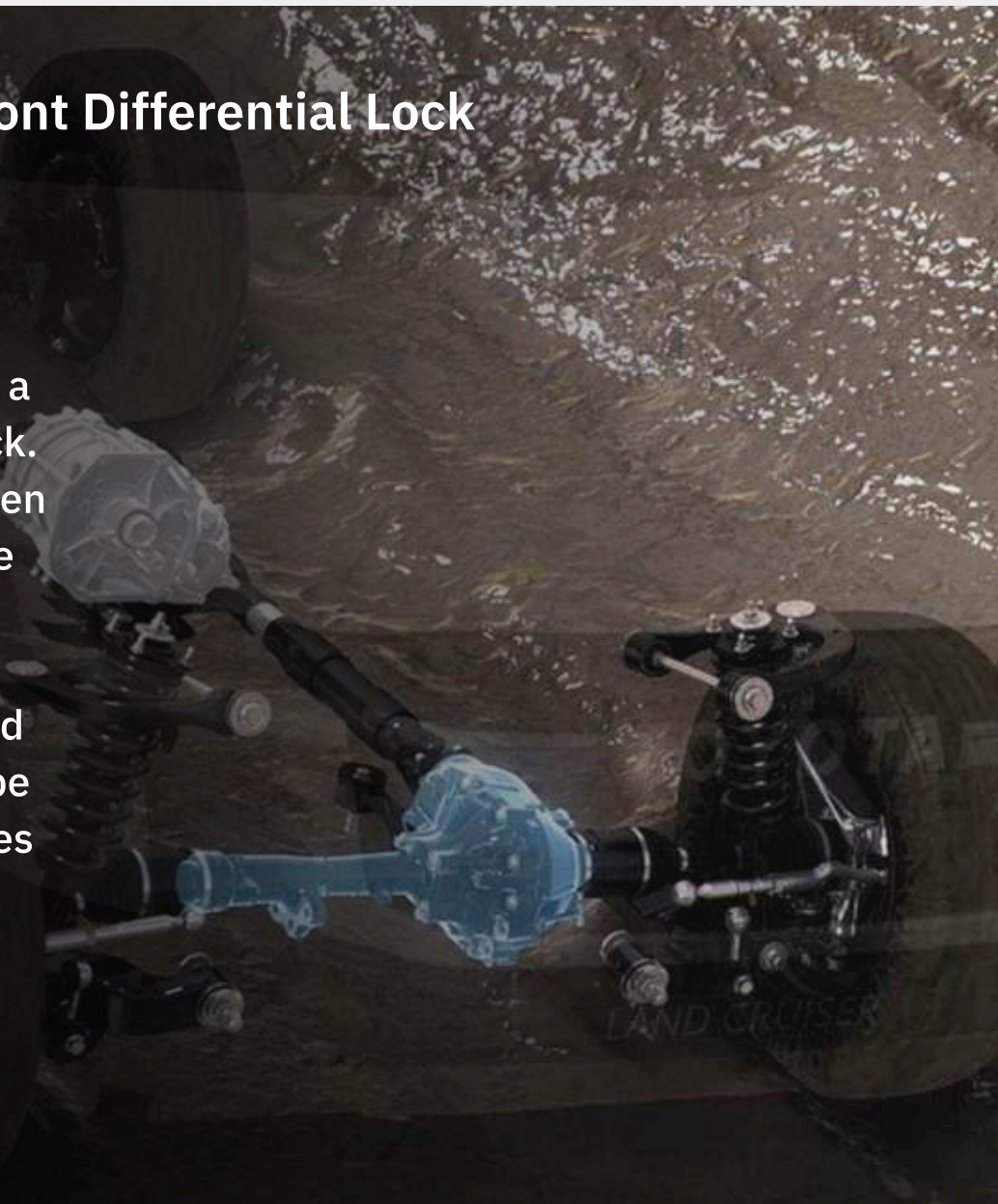
LC300 1MHEV / Turn Assist Function

Turn Assist helps to turn the vehicle in response to the driver's steering, while maintaining a consistently low speed, even in tight corners, which would normally be difficult to pass without a turnaround maneuver.



LC300 1MHEV / Front Differential Lock

In addition to the rear differential lock, there is a new front differential lock. Even on rough roads, when one wheel is lifted off the ground, the system distributes driving force optimally to the grounded tire. This improves escape performance and provides excellent rough-road driving performance.



LC300 1MHEV / Toyota Safety Sense 3



PCS

Pre-Collision System

Using millimeter-wave radar and monocular camera sensors, the system detects vehicles and pedestrians (day- and nighttime), bicyclists (day- and nighttime) and motorcycle (daytime), which the vehicle is approaching. If it determines that there is a high possibility of a frontal collision, it increases brake pressure to optimize collision avoidance. What's more, if the system determines that there is an extremely high probability of a frontal collision, it automatically activates the brakes to help avoid or reduce impact. It is also capable of detecting oncoming vehicles and pedestrians at crosswalks and intersections.

AHS

Adaptive High Beam System

While maintaining a high beam, it automatically shades the portion of the beam that shines on approaching and forward vehicles, providing excellent visibility at night.



DRCC

Dynamic Radar Cruise Control

DRCC is equipped with millimeter-wave radar and monocular camera sensors to detect oncoming vehicles and assist in maintaining a safe distance from vehicles in front. When the vehicle in front is stopped, the system keeps your vehicle stopped. When the vehicle ahead moves out, it allows you to pull out, follow and resume full driving operations (with Full Speed Range Following function).

LTA

Lane Tracing Assist

During expressway driving with Dynamic Radar Cruise Control activated, LTA provides assistance with steering maneuvers necessary for staying in the center of the lane.

PKSB

Parking Support Brake

Parking support brakes, which provide driving force suppression and brake control, are available for situations where there is a risk of collision with obstacles in front or behind the vehicle when driving at low speeds, such as when parking.

RCTA/RCD

Rear Cross Traffic Alert / Rear Camera Detection

When backing up, RCTA (or PKSB [Rear Crossing Vehicles]) detects rear approaching vehicles in hard-to-see areas. In addition, to help avoid collision, the RCD detects pedestrians near the rear of the vehicle.

LC300 1MHEV / **SRS Airbags**

Airbags for the driver and front-seat passenger, side airbags for first and second rows, and curtain-shield airbags for all three rows support passenger safety in the event of a collision.

*Number of airbags differs depending on vehicle specifications.





New
Horizons

LC300 1MHEV / Exterior Colors

PRECIOUS WHITE PEARL

(090)



WHITE PEARL CRYSTAL SHINE

(070)



SUPER WHITE 2

(040)



BLACK

(202)



GRAY METALLIC

(1G3)



SILVER METALLIC

(1F7)



AVANT-GARDE BRONZE METALLIC

(4V8)



DARK RED MICA METALLIC

(3Q3)




ATTITUDE BLACK MICA

(218)



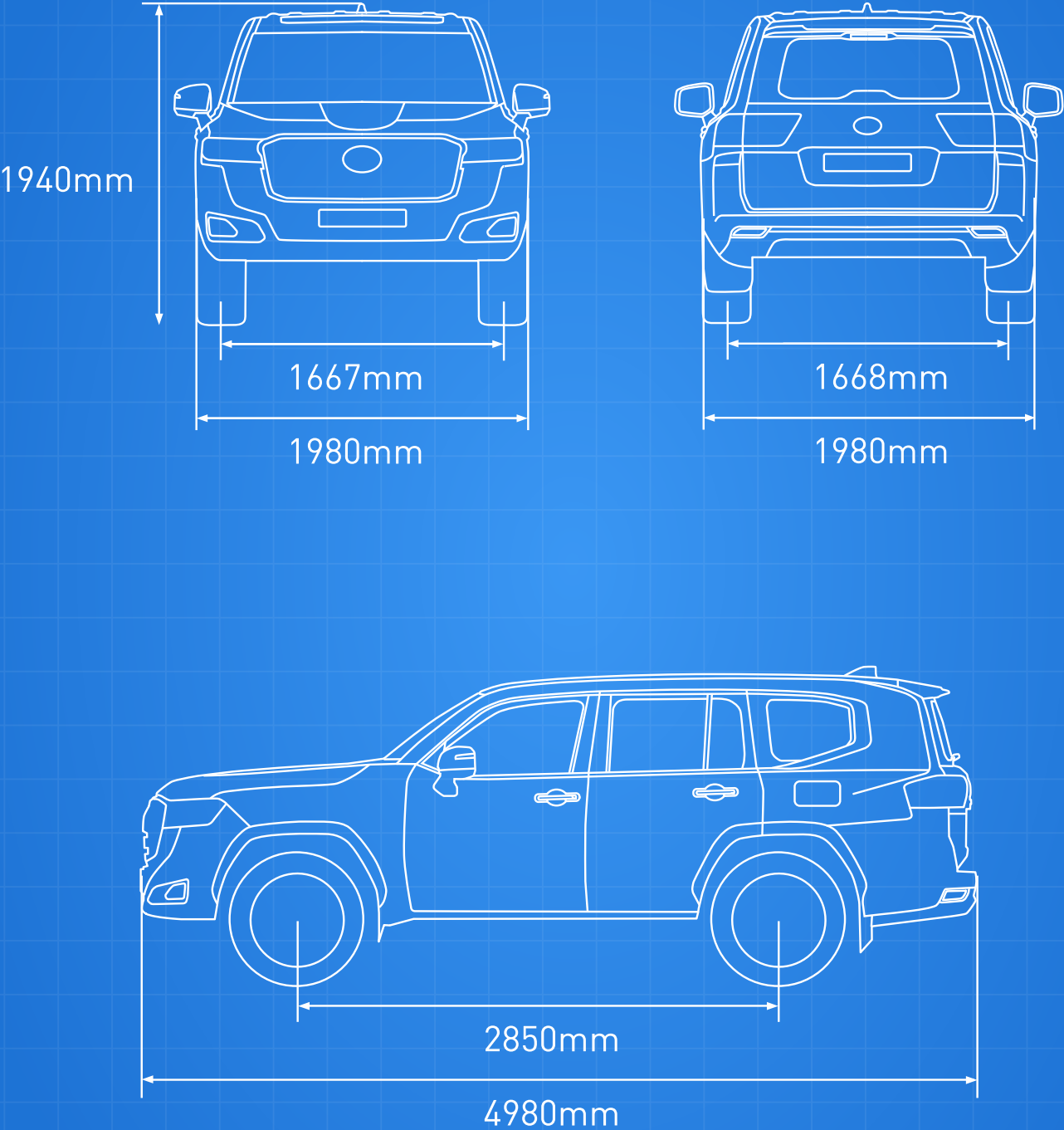
LC300 1MHEV / Interior Colors


*Patterns shown in the images may differ depending on vehicle specifications.



LC300 1MHEV / Vehicle Dimensions

*Dimensions shown in the below illustration are for the VX.R Grade.





**Unique
Functionality**



**Built With
Mastery**

Technical Features

الميزات التقنية

Engine	3.5L/V6 TWIN TURBO - MHEV	المحرك
Max. Output (HP/rpm)	457/5200	أقصى طاقة إنتاجية (حصان / دورة في الدقيقة)
Max Torque (N.m)	790 / 2000-3600	أقصى عزم دوران (نيوتن متر / دورة في الدقيقة)
Transmission	10 AT	ناقل الحركة
Tires Size	265/55R20	حجم الإطارات
Fuel Tank Capacity	98L	سعة خزان الوقود

Vehicle Features

مميزات السيارة

12.3" Display with 14SP JBL Audio شاشة عرض 12.3" مع 14 سماعة JBL	Panoramic View Monitor نظام الرؤية البانورامية
12.3" Instrument Cluster لوحة عدادات رقمية 12.3"	Mood Light إضاءة داخلية تفاعلية
Rear Seat Entertainment Screens شاشات ترفيه خلفية	Front & Rear Differential Lock قفل تفاضلي أمامي وخلفي
Digital Rear View Mirror مرآة رؤية خلفية رقمية	Blind Spot Monitor نظام مراقبة النقطة العمياء
Soft Door Closure إغلاق أبواب تلقائي (شفط)	Toyota Safety Sense 3 نظام سلامة تويوتا 3

To learn about all the features of this Grade and for full comparisons with other Land Cruiser Hybrid grades, visit the following link:

<https://qrco.de/bg98C4>

Technical Features

الميزات التقنية

Engine	3.5L/V6 TWIN TURBO - MHEV	المحرك
Max. Output (HP/rpm)	457/5200	أقصى طاقة إنتاجية (حصان / دورة في الدقيقة)
Max Torque (N.m)	790 / 2000-3600	أقصى عزم دوران (نيوتن متر / دورة في الدقيقة)
Transmission	10 AT	ناقل الحركة
Tires Size	265/55R20	حجم الإطارات
Fuel Tank Capacity	98L	سعة خزان الوقود

Vehicle Features

ميزات السيارة

12.3" Display with 14SP JBL Audio شاشة عرض 12.3" مع 14 سماعة JBL	Panoramic View Monitor نظام الرؤية البانورامية
12.3" Instrument Cluster لوحة عدادات رقمية 12.3"	Mood Light إضاءة داخلية تفاعلية
Rear Seat Entertainment Screens شاشات ترفيه خلفية	Front & Rear Differential Lock قفل تفاضلي أمامي وخلفي
Digital Rear View Mirror مرآة رؤية خلفية رقمية	Head Up Display شاشة عرض على الزجاج الأمامي (HUD)
Soft Door Closure إغلاق أبواب تلقائي (شفط)	Toyota Safety Sense 3 نظام سلامة تويوتا 3

To learn about all the features of this Grade and for full comparisons with other Land Cruiser Hybrid grades, visit the following link:

<https://qrco.de/bg98C4>

Technical Features

الميزات التقنية

Engine	3.5L/V6 TWIN TURBO - MHEV	المحرك
Max. Output (HP/rpm)	457/5200	أقصى طاقة إنتاجية (حصان / دورة في الدقيقة)
Max Torque (N.m)	790 / 2000-3600	أقصى عزم دوران (نيوتن متر / دورة في الدقيقة)
Transmission	10 AT	ناقل الحركة
Tires Size	265/65R18	حجم الإطارات
Fuel Tank Capacity	68L	سعة خزان الوقود

Vehicle Features

مميزات السيارة

12.3" Display with 14SP JBL Audio شاشة عرض 12.3" مع 14 سماعة JBL	Heated and Ventilated Seats مقاعد مدفأة ومبردة
12.3" Instrument Cluster لوحة عدادات رقمية 12.3"	Sporty Rear Spoiler جناح خلفي بتصميم رياضي
Rear Seat Entertainment Screens شاشات ترفيه خلفية	Front & Rear Differential Lock قفل تفاضلي أمامي وخلفي
Digital Rear View Mirror مرآة رؤية خلفية رقمية	e-KDSS Suspension System نظام تعليق إلكتروني e-KDSS
Head Up Display شاشة عرض على الزجاج الأمامي (HUD)	Toyota Safety Sense 3 نظام سلامة تويوتا 3

To learn about all the features of this Grade and for full comparisons with other Land Cruiser Hybrid grades, visit the following link:

<https://qrco.de/bg98C4>



[Contact Us](#)

